

2017 RESULTS

1

Monitoring of regulations

2

Best practices

3


Formally adopted management plan and a quantitative measurement of environmental impacts

4

Advanced technologies and/or reduction targets


5

Excellence and leadership

SHIP OWNERS 	AQUATIC INVASIVE SPECIES	AIR EMISSIONS (SO _x & PM)	AIR EMISSIONS (NO _x)	GREENHOUSE GASES	OILY WATER	GARBAGE MANAGEMENT
Algoma Central Corporation	4	4	4	4	5	4
Atlantic Towing Limited	5	5	3	5	3	4
British Columbia Ferry Services Inc.	n.a.	3	3	3	4	2
Canada Steamship Lines	4	5	4	5	4	5
Canfornav Inc.	5	3	3	5	5	5
Croisières AML	2	3	3	3	3	2
CSL International	5	3	3	3	4	4
Fednav Limited	5	4	4	4	4	3
Great Lakes Towing Company	n.a.	1	1	1	2	1
Groupe CTMA	2	3	2	2	2	2
Groupe Desgagnés Inc.	5	4	5	5	4	5
Horizon Maritime	3	3	3	3	5	3
Interlake Steamship Company	4	2	2	2	2	1
Ledcor Resources and Transportation LP	n.a.	2	2	2	2	1
Lower Lakes Towing Ltd.	3	3	3	2	2	2
Marine Atlantic Inc.	n.a.	3	3	2	2	3
McAsphalt Marine Transportation Ltd.	4	3	3	3	3	3
McKeil Marine Limited (Cargo Carriers & Cruise Ships)	3	3	3	3	4	4
McKeil Marine Limited (Tugs and Ferries)	3	3	3	3	3	4
North Arm Transportation Ltd.	n.a.	3	3	3	4	3
Ocean	n.a.	4	3	4	4	2
Oceanex Inc.	3	3	3	3	3	3
Owen Sound Transportation Company	n.a.	2	2	2	2	2
Reformar	2	3	3	3	2	3
Saam Smit Canada	n.a.	3	3	3	2	2
Seaspan ULC	n.a.	4	4	3	3	4
Société des traversiers du Québec	n.a.	3	3	3	3	2
Svitzer Canada Ltd.	n.a.	4	3	3	3	3
TBS Ship Management Inc.	3	3	3	3	3	3

n.a.: non applicable




PORT AUTHORITIES 	GHG & AIR POLLUTANTS	SPILL PREVENTION	DRY BULK HANDLING AND STORAGE	COMMUNITY IMPACTS	ENVIRONMENTAL LEADERSHIP	WASTE MANAGEMENT
Alabama State Port Authority	1	2	2	2	2	2
Bécancour Waterfront Industrial Park	4	2	n.a.	2	4	2
Belledune Port Authority*	1	2	1	1	1	1
Canaveral Port Authority	2	5	n.a.	2	2	2
Cleveland-Cuyahoga County Port Authority	3	4	3	2	4	2
Duluth Seaway Port Authority	5	5	5	5	5	2
Greater Victoria Harbour Authority	3	5	n.a.	5	3	3
Halifax Port Authority	4	5	n.a.	4	5	4
Hamilton Port Authority	3	3	n.a.	4	2	3
Montreal Port Authority	5	5	n.a.	5	5	4
Nanaimo Port Authority	2	2	n.a.	2	3	2
Northwest Seaport Alliance	3	2	n.a.	2	3	2
Oshawa Port Authority	2	3	n.a.	4	2	2
Port Alberni Port Authority	2	2	n.a.	2	1	1
Port Everglades	5	5	3	2	5	2
Port of Albany	2	1	n.a.	2	2	1
Port of Corpus Christi	1	2	1	1	2	1
Port of Everett	1	2	2	2	2	2
Port of Gulfport	2	3	2	2	2	2
Port of Hueneme	3	5	n.a.	5	5	4
Port of Indiana - Burns Harbor	2	3	n.a.	3	2	2
Port Milwaukee	3	2	n.a.	2	3	2
Port of Monroe	2	2	2	2	2	2
Port of New Orleans	2	4	n.a.	2	5	2
Port of Olympia	1	3	1	1	1	1
Port of Seattle	5	3	n.a.	3	5	5
Port of Valleyfield	3	2	n.a.	2	3	2
PortsToronto	4	2	2	2	4	2
Prince Rupert Port Authority	4	5	n.a.	5	5	3
Quebec Port Authority	5	5	n.a.	5	5	3
Saguenay Port Authority	3	5	n.a.	4	3	2
Saint John Port Authority, NB	3	2	n.a.	2	2	2
Sept-Îles Port Authority	3	3	n.a.	3	4	3
St. John's Port Authority, NL	3	3	n.a.	4	3	2
Thunder Bay Port Authority	4	2	n.a.	2	3	2
Trois-Rivières Port Authority	3	4	n.a.	2	4	2
Vancouver Fraser Port Authority	5	5	n.a.	5	5	3
Windsor Port Authority	2	2	n.a.	4	3	2

n.a.: non applicable

* New participant whose results have not yet been verified.

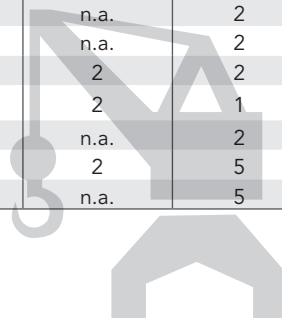



2017 RESULTS

TERMINALS AND STEVEDORING COMPANIES 	GHG AND AIR POLLUTANTS	SPILL PREVENTION	DRY BULK HANDLING AND STORAGE	COMMUNITY IMPACTS	ENVIRONMENTAL LEADERSHIP	WASTE MANAGEMENT
ABC Recycling Ltd.	2	2	n.a.	2	2	1
British Columbia Ferry Services Inc.	2	3	n.a.	2	3	2
Ceres Terminals Inc. (Baltimore, Charleston, Halifax, Houston, and Savannah)	3	5	n.a.	3	4	3
DP World Prince Rupert Inc.	3	5	n.a.	2	4	2
Empire Stevedoring Co. Ltd. (Montreal)	3	3	n.a.	3	2	2
Federal Marine Terminals Inc. (Burns Harbor, Cleveland, Hamilton, Milwaukee, Thorold, Albany, Eastport, Port Manatee, Tampa, Lake Charles)	5	5	5	5	4	2
Fraser Surrey Docks	5	4	5	5	4	2
G3 Canada Limited (Quebec)	4	4	4	3	3	1
G3 Canada Limited (Trois-Rivières)	3	2	2	2	3	2
GCT Global Container Terminals Inc. (GCT Bayonne)	5	5	n.a.	5	5	4
GCT Global Container Terminals Inc. (GCT Deltaport)	5	5	n.a.	5	5	4
GCT Global Container Terminals Inc. (GCT New York)	4	5	n.a.	5	5	4
GCT Global Container Terminals Inc. (GCT Vanterm)	4	5	n.a.	5	5	4
Glencore (Quebec)	3	4	5	5	5	3
Groupe Desgagnés Inc. (Relais Nordik, Sept-Îles)	3	4	n.a.	2	2	3
Groupe Somavrac – Porlier Express (Sept-Îles)	3	3	n.a.	2	3	2
Groupe Somavrac – Servitank (Bécancour)*	1	2	n.a.	1	2	2
Halterm Container Terminal Limited	2	3	n.a.	2	3	2
Iron Ore Company of Canada	3	5	5	5	5	4
Kildair Service ULC*	2	2	n.a.	2	2	1
Kinder Morgan Canada (Westridge Terminal)	3	3	n.a.	3	4	3
Logistec Corporation Canada (Montreal, Contrecoeur, Halifax, Saint John, Sydney, Trois-Rivières, Rideau Bulk, Sept-Îles, Thunder Bay, Toronto)	5	3	5	4	3	3
Logistec USA inc. (Balterm, Brunswick, New London, Port Manatee)*	2	4	4	2	2	2
Marine Atlantic Inc.	3	3	n.a.	4	3	3
McAsphalt Industries Ltd. (Eastern Passage, Valleyfield, Oshawa, Hamilton, Port Stanley)	2	3	n.a.	4	3	3
Montreal Gateway Terminals Partnership	5	4	n.a.	5	5	3
Neptune Bulk Terminals (Canada) Ltd.	5	5	5	5	5	4
New Orleans Terminal LLC	2	5	n.a.	2	3	2
Norcan Petroleum Group Inc.	3	3	n.a.	2	3	2
Northern Stevedoring Company Inc. (Sept-Îles)	3	2	n.a.	2	2	2
Pacific Coast Terminals Co. Ltd.	3	4	5	5	4	2
Pinnacle Renewable Energy Inc.	3	2	3	3	2	1
QSL (Anse au Foulon)	3	2	2	2	3	3
QSL (Beauport)	3	2	2	2	3	3
QSL (Bécancour)	3	2	2	2	2	2
QSL (Grande-Anse)	3	2	2	2	3	2
Ridley Terminals Inc.	5	5	5	5	5	3
Rio Tinto (Port Alfred)	5	5	5	5	5	5
Squamish Terminals Ltd.	4	2	n.a.	5	4	3
Sterling Fuels Limited	3	5	n.a.	3	4	3
Termontr Montréal Inc.	2	2	n.a.	2	2	2
Tidal Coast Terminals Ltd.	3	2	2	2	2	2
Tymac Launch Service Ltd.	3	2	n.a.	2	2	2
Valero Energy Inc. (Jean-Gaulin Refinery)	5	5	n.a.	5	5	5
Valero Energy Inc. (Montreal East)	2	2	n.a.	2	3	2
Valleytank Inc.	3	4	n.a.	2	2	2
Valport Maritime Services	3	2	2	2	2	2
Waterfront Petroleum Terminal Company	2	2	2	1	1	1
West Coast Reduction Ltd.	4	5	n.a.	2	2	2
Westshore Terminals Ltd.	3	2	2	5	2	2
Yellowline Asphalt Products Limited	3	5	n.a.	5	4	2


n.a.: non applicable

* New participant whose results have not yet been verified.



SAINT LAWRENCE SEAWAY 	GHG AND AIR POLLUTANTS	SPILL PREVENTION	COMMUNITY IMPACTS	ENVIRONMENTAL LEADERSHIP	WASTE MANAGEMENT
Saint Lawrence Seaway Development Corporation / St. Lawrence Seaway Management Corporation †	4.1	5	4.1	5	4.1

† Each Seaway corporation filed an individual self-evaluation report to Green Marine and had its results separately verified, but they both opted to publish their results jointly to reflect their allied efforts in achieving environmental excellence. The published results are the weighted average of the individual results based on the number of locks managed by each Seaway corporation.

SHIPYARDS 	GHG AND AIR POLLUTANTS	SPILL PREVENTION	COMMUNITY IMPACTS	ENVIRONMENTAL LEADERSHIP	WASTE MANAGEMENT
British Columbia Ferry Services Inc.	2	2	2	2	2
Great Lakes Shipyard	1	1	1	1	2
Ocean Industries Inc.	3	2	2	3	2
Seaspan Shipyards and Terminals	4	4	4	4	5

INTERPRETATION NOTES

The term n.a. (non applicable) appears several times in the report's tables because the environmental issues addressed by the program do not necessarily apply to all participants. For example, most tugs and ferries do not discharge ballast water. An n.a. denotation could also refer to a situation in which a participant does not have full control over the operations on its premises. For example, a port cannot apply the Green Marine criteria where a terminal operator is in charge of facilities. Most port authorities oversee the leasing of port property and do not themselves operate terminals.

The published results indicate each participant's self-reported and verified performance within the Green Marine program's indicators. While the program's self-evaluation is comprehensive, it is not an exhaustive assessment of all environmental matters related to a participant's maritime operations. Green Marine has not itself evaluated the environmental performance of the participating enterprises. Each participant is required to submit all of the documentation for the performance level claimed for each indicator to an external verifier every two years for an in-depth review.

