







Green Marine Participants' 2009 Results

 SHIPOWNERS	AQUATIC INVASIVE SPECIES	AIR EMISSIONS (SO _x)	AIR EMISSIONS (NO _x)	GREENHOUSE GASES	CARGO RESIDUES	OILY WATER
Algoma Tankers *	3	4	3	3		4
Canada Steamship Lines *	4	4	3	5	4	3
Canfornav Inc. *	4	4	3	4	4	5
COGEMA		2	2	2		
CTMA Group	2	2	2	2		
Fednav Limited *	4	3	3	5	5	4
Groupe Desgagnés Inc. / Rigel Shipping Canada Inc. *	3	5	3	3	2	2
Lower Lakes Towing Ltd. *	2	2	2	2	2	2
McKeil Marine Ltd. *	2	5	3	2	2	2
Oceanex Inc. *	2	5	2	2		3
Ocean Group Inc. *	2	5	2	2		1
Reformar	2	2	2	2	2	2
Seaway Marine Transport / Upper Lakes Group *	3	4	3	3	3	3
Société des traversiers du Québec *		5	3	3		1

 = not applicable * = Results confirmed by third-party external verification



Green Marine Participants' 2009 Results

 PORT AUTHORITIES,  TERMINALS &  SAINT LAWRENCE SEAWAY	GREENHOUSE GASES	CARGO RESIDUES	CONFLICTS OF USE	ENVIRONMENTAL LEADERSHIP
Bécancour Waterfront Industrial Park	2			2
Bunge of Canada Ltd.	4	2	3	
Cleveland-Cuyahoga County Port Authority	1			2
Duluth Seaway Port Authority	2		2	1
Empire Stevedoring	4		3	
Federal Marine Terminals	4	5	4	
Hamilton Port Authority	3		2	2
Illinois International Port District	1	1	1	1
Les Élévateurs de Trois-Rivières	1	1	1	
Logistec Corporation	4	4	2	
Montreal Gateway Terminals Partnership	3		4	
Montreal Port Authority	4	2	5	4
Oshawa Port Authority	1		2	1
Porlier Express Inc.	1	2		
Port of Milwaukee	1		1	
Port of Valleyfield	2			2
Quebec Port Authority	1		2	2
Rio Tinto Alcan	5	5	5	
Saguenay Port Authority	2			2
Saint Lawrence Seaway Development Corporation	2			
Saint Lawrence Seaway Management Corporation	4		2	3
Sept-Îles Port Authority	3		2	3
Thunder Bay Port Authority	1			3
Toledo-Lucas County Port Authority	1			1
Toronto Port Authority	1	1	1	2
Trois-Rivières Port Authority	2		2	3
Ultramar	5		3	
Windsor Port Authority	2			2

 = not applicable * = Results confirmed by third-party external verification